

Name: _____ ID: _____



SARASWATI ENGLISH HIGH SCHOOL

Narpoli, Bhiwandi

ASSIGNMENTS - 3

(SECOND UNIT)

CLASS : 1ST

SYLLABUS

ENGLISH

- We are Opposites
- A Surprise for Grandma
- Tasty Treat
- Me, Myself and I
- Throw the Ball (Game)
- Alphabets Song
- Shyam's Horse Cart
- Buying Things
- Everyday Things
- The Ant and The Pigeon
- **Grammar** : Opposite Words, Articles, Gender
- **Composition** : My School, My Favourite Toy

MATHEMATICS

- Revision 31 to 50
- Revision 51 to 70
- Revision 71 to 90
- Introducing Hundred
- Addition : Practice
- Patterns

- In – Out, Broad - Narrow

GENERAL SCIENCE

- Our Neighbourhood
- Important Places Around Us
- Our School
- Good Manners and Good Habits
- Vehicles
- Safety First

MARATHI

- गमतीजमती
- ओळख फळांची
- दे रे भाऊ, माझा खाऊ
- पक्ष्यांचे जग
- ओळख प्राण्यांची
- प्राण्यांचे जग

We are Opposites

ENGLISH (Lesson 5.1)

Q.1 Read a loud and say faster and faster :

brown - frown	_____
dear - near	_____
walk - talk	_____
cold - old - gold	_____
small - ball - all	_____

Q.2 Dictation Words :

look - _____ town - _____ bigger - _____
 think - _____ opposites - _____ give - _____
 shout - _____ anymore - _____ smaller - _____

Q.3 Circle the word that does not rhyme with the rest.

1. more, score, door, dare.
2. go, so, do, no.
3. down, town, brown, own.
4. fun, ran, gun, sun.
5. game, same, name, come.
6. bush, brush, rush, crush.

A Surprise for Grandma

ENGLISH (Lesson 5.3)

Q.1 Dictation Words :

has	been	what	did	for	today
_____	_____	_____	_____	_____	_____
us	here	she	we	how	please
_____	_____	_____	_____	_____	_____

Q. 2 Answer the following questions :**1. Who are going to visit Grandma and Grandpa?**

Ans. _____ and _____ are going to visit
Grandma and Grandpa.

2. Who has been busy today?

Ans. _____ has been busy today.

3. Where do Grandpa, Sohan and Sweety work?

Ans. Grandpa, Sohan and Sweety are busy in the _____.

4. What is the surprise of Grandma?

Ans. A _____ is the surprise for Grandma.

Q.3 Who said to whom?

1. "Are you tired, Grandma?" _____ said to _____
2. "Come on, Sohan! Come on, Sweety!" _____ said to _____
3. "Oh! A Mobile phone." _____ said to _____
4. "But don't worry, we will help you." _____ said to _____

Tasty Treat

ENGLISH (Lesson 5.4)

Q.1 Copy the words:

Slices Spread Butter Bread Chutney

Press Sandwich Sauce Honey Sugar

Peel Bananas Pour Stir Spoon

Me, Myself and I

ENGLISH (Lesson 5.5)

Q.1 About myself :

- My name is _____.
- I am studying in _____ standard.
- I am _____ years old.
- I stay at _____.
- My friend's name is _____.
- My mother's name is _____.
- My father's name is _____.
- My hobby is _____.
- My favourite colour is _____.

Q.2 Match the words with the pictures :


rolling pin

pie

cup

plate

spoon



Throw the Ball (Game)

ENGLISH (Lesson 5.6)

Q.1 Dictation Words :

Circle Throw Catch Continue Chance

Alphabet Song

ENGLISH (Lesson 6.1)

Q.1 Fill in the missing letters in alphabetical order :

a				e
---	--	--	--	---

o			r
---	--	--	---

f				j
---	--	--	--	---

Q.2 Fill in the next letter :

m	
---	--

j	
---	--

n	
---	--

v	
---	--

Q.3 Fill in the letter before :

	b
--	---

	m
--	---

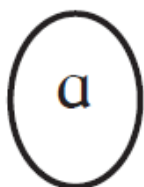
	s
--	---

	z
--	---

Q.4 Make meaningful phrases / sentences using words which begin with the same sound as :

- big : a big blue ball for baby.
- green : _____
- cold : _____
- dogs : _____
- eight : _____

Q.5 Write words starting with the letters given in the circle :



.....

.....

.....

.....



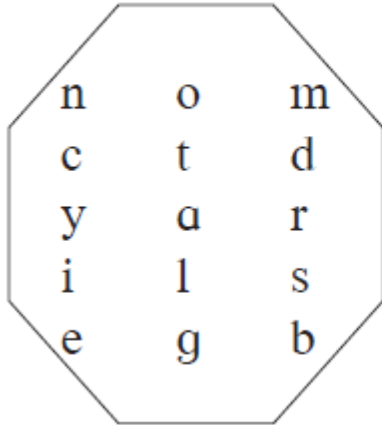
.....

.....

.....

.....

Q.6 Frame meaningful words using the letters given :



.....

.....

.....

.....

.....

.....

Syam’s Horse Cart

ENGLISH (Lesson 6.2)

Q.1 Fill in the blanks :

1. On the way _____ and _____ came.
2. The peacock was so _____.
3. Meera fell on the _____.
4. Madhu was _____.

Q.2 Answer the following :

1. Whose Horse Cart it was?

2. Where did Shyam wanted to go?

3. Why was the peacock happy?

4. Where did the horse stopped?

5. Why did the horse run helter-skelter?

Q.3 Example : One bird - Many birds

- | | |
|---------------------------|----------------------------|
| 1. One dog - many _____ | 6. One river - many _____ |
| 2. One horse - many _____ | 8. One banana - many _____ |

Q.4 Classify the following – Domestic animals and Wild animals :

(dog, horse, lion, elephant, cow, frog, peacock, cat, sheep, bear, wolf, goat, duck tiger, vulture, bull, fox, buffalo, goose)

Domestic Animals	Wild Animals

Q.5 Unscramble the words :

1. r o h s e r a c t - horse cart
2. p a e o k c c - _____
3. i e l f d - _____
4. y t o - _____
5. i r a f - _____

Buying things

ENGLISH (Lesson 6.3)

Q. 1 Write Plurals :

- | | |
|-------------------|----------------------|
| 1. shop - _____ | 6. thing - _____ |
| 2. toy - _____ | 7. chocolate - _____ |
| 3. rupee - _____ | 8. crayon - _____ |
| 4. colour - _____ | 9. idea - _____ |
| 5. paper - _____ | 10. parent - _____ |

Q.2 Complete the following sentences using your own ideas :

1. We are going to - _____
2. I want to read - _____
3. Shall we - _____
4. I want to buy - _____

5. I must give you - _____

Q.3 Write what you can make using paper, glue and colours :

Everyday things

ENGLISH (Lesson 6.4)

Q.1 Dictation words.

- | | |
|----------------------|---------------------|
| 1. Eat - _____ | 4. Rice - _____ |
| 2. Milk - _____ | 5. Wear - _____ |
| 3. Grassland - _____ | 6. Doorbell - _____ |

The Ant and Pigeon

ENGLISH (Lesson 6.6)

Q.1 Fill in the missing letters to make meaningful words :

1. s _____ r _____ a m _____ d
2. p i _____ e _____ n
3. a i _____ e d
4. m i _____ _____ e d
5. t h r _____ _____
6. f i _____ _____

Q.2 Remove one letter to form a new word :

- | | |
|------------------|----------------|
| 1. away - _____ | 4. one - _____ |
| 2. his - _____ | 5. Ant - _____ |
| 3. heard - _____ | 6. and - _____ |

Q.3 Answer the following :

1. Who fell in the pond?

2. Who was sitting on the tree?

3. What did the hunter had in his hand?

4. What moral does the story tell?

Grammar

ENGLISH

Q.1 Write the gender :

- | | |
|------------------|--------------------|
| 1. Girl - _____ | 4. Father - _____ |
| 2. God - _____ | 5. Brother - _____ |
| 3. Women - _____ | 6. Nephew - _____ |

Q.2 Opposite words :

- | | |
|---------------|--------------|
| after × _____ | new × _____ |
| left × _____ | stop × _____ |
| here × _____ | wet × _____ |
| less × _____ | boy × _____ |
| rich × _____ | late × _____ |
| soft × _____ | many × _____ |

Q.3 (A) Articles (a, an, the) :

- | | |
|--------------------|---------------------|
| 1. _____ Mango. | 4. _____ Taj Mahal. |
| 2. _____ ant. | 5. _____ Car. |
| 3. _____ elephant. | 6. _____ Moon. |

Q.3 (B) Fill in the blanks :

- Papa is buying pen.
- crow has black wings.
- Peacock is Bird.
- A white hen laid egg.
- I saw ant in the cup.
- The fish is in aquarium.

Q.4 Write composition on MY SCHOOL :

Q.5 Write composition on MY FAVOURITE TOY :

Revision 31 to 50

MATHEMATICS

Q. 1 Write the missing numbers in serial order :

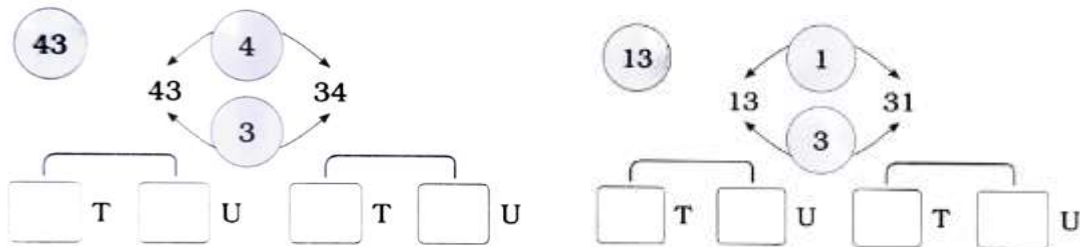
32			35
36			39

		35	
37			

41			44
42			45

		47	
	41		

Q.2 If the digits of the given number are interchanged, another number is formed. Write the tens and units of the two numbers so formed :



Revision 51 to 70

MATHEMATICS

Q. 1 (a) Write the numbers from 51 to 60 in serial order :

			54						
--	--	--	----	--	--	--	--	--	--

(b) Write the numbers from 61 to 70 in serial order :

	62								70
--	----	--	--	--	--	--	--	--	----

Q.2 Look at the number on the pots and write the missing number in the boxes :

(a)	60	(1)	57	(2)	
	59				58
	58				
	57				
	56				
	55				
	54				
	53				
	52				
	51		51		53

(b)	70	(1)	67	(2)	69
	69				
	68				
	67				
	66		64		
	65				
	64				
	63				
	62				
	61				63

Q.3 Arrange the numbers in serial order :

(a) 57, 54, 56, 55

□	□	□	□
---	---	---	---

(b) 61, 64, 63, 62

□	□	□	□
---	---	---	---

Q.4 Write the numbers that come before and after :

□	52	□
□	55	□

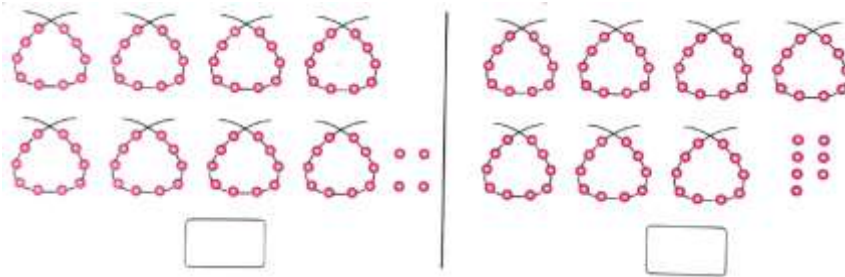
□	68	□
□	63	□

Revision 71 to 90

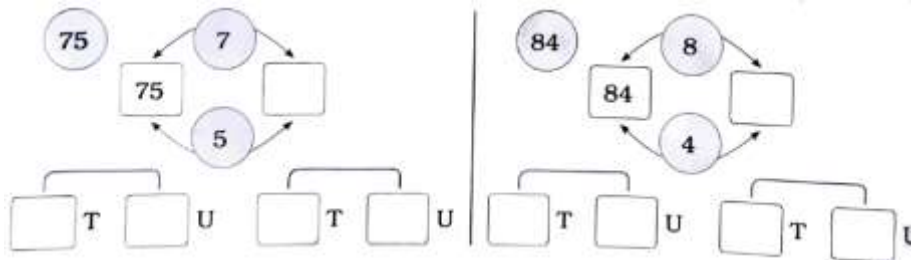
Q. 1 Read and write missing numbers :

	(1)	(2)	(3)
			86
	84	87	
			84
	81	84	

Q.2 Count tens, count ones and write the number :



Q.3 Write the numbers obtained by interchanging the digits of the following numbers and write the tens and units of both the numbers :



Introducing Hundred

MATHEMATICS

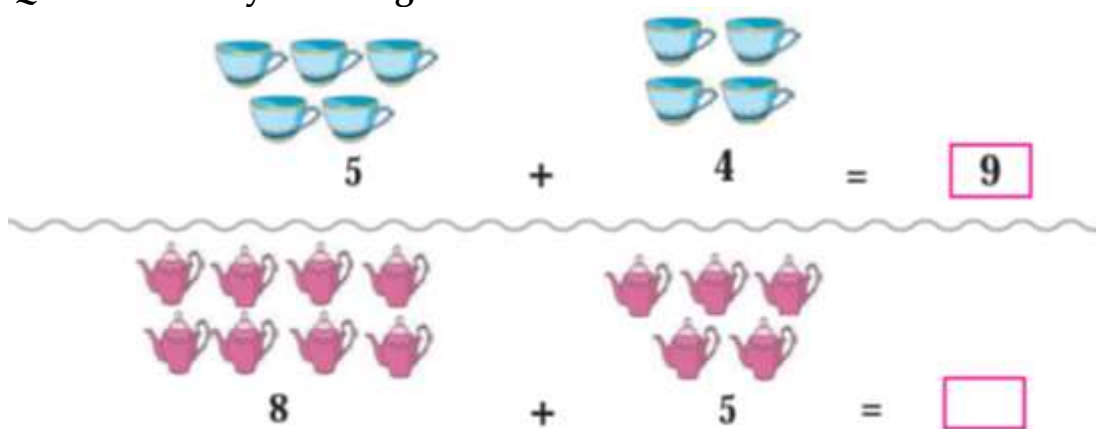
Q.1 Write the correct number in the box :

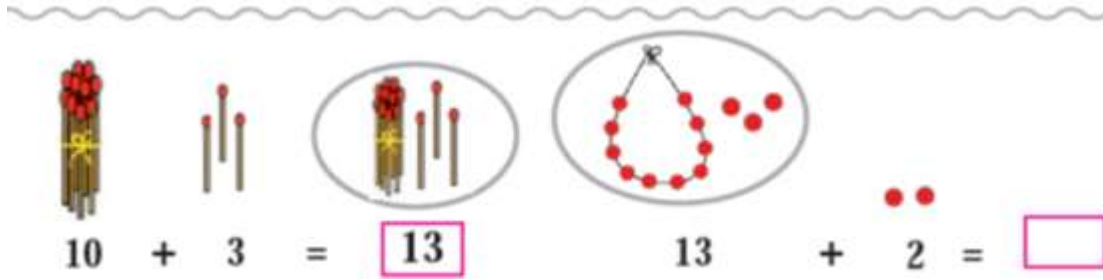
- | | | | |
|------------------------|---------|-------------------------|---------|
| 1. 9 tens and 10 | [_____] | 4. 10 tens | [_____] |
| 2. 1 more than 99 | [_____] | 5. 1 less than 99 | [_____] |
| 3. The number after 99 | [_____] | 6. The number before 99 | [_____] |

Addition : Practice


MATHEMATICS

Q.1 Addition by counting forward :









Q.2 Add by any convenient method :



Patterns

MATHEMATICS

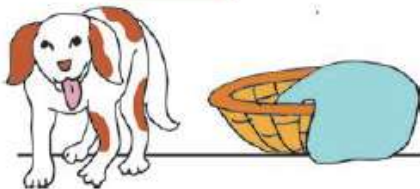
Q.1 Draw next three pictures in order or write next three numbers in order :





4 1 4 1 4 1 4
2 3 4 2 3 4

In - Out

MATHEMATICS

Colour the below the picture showing puppy in the basket.





Colour the below the picture showing a man outside the car.






Broad - Narrow

MATHEMATICS

Colour the box below the picture showing broad road.



Colour the box below the picture of narrow brush.



Our Neighbourhood

EVS (Lesson 12)

Q.1 Fill in the blanks.

1. We live with our family in our _____.
2. We should keep our _____ clean.
3. We should grow more _____ in the neighbourhood.
4. In villages we see _____.

Q.2 Answer the following questions.

1. Who are neighbours?

Ans: _____

2. What is neighbourhood?

Ans: _____

4. Where do farmers grow crops?

Ans: _____

Important Places Around Us

EVS (Lesson 13)

Q.1 Dictation Words :

- | | |
|----------------------|------------------------|
| 1. School - _____ | 7. Park - _____ |
| 2. Hospital - _____ | 8. Post Office - _____ |
| 3. Agiary - _____ | 9. Temple - _____ |
| 4. Another - _____ | 10. Market - _____ |
| 5. Religions - _____ | 11. Railway - _____ |
| 6. Station - _____ | |

Q.2 Write True or False for each sentences.

1. All religions teach us to love and help one another.....
2. Every neighbourhood does not have places of worship.....
3. We go hospital when we are ill.
4. Every village and city has important places.

Q.3 Answer the following questions.

1. Name three important places found in your neighbourhood.

Ans : _____

2. What is ajiary?

Ans : _____

3. What does all religions teach us?

Ans : _____

Our School

EVS (Lesson 14)

Q.1 Fill in the blanks :

1. The name of my school is _____.
2. My school is in _____.
3. The name of my class teacher is _____.
4. We find _____ and _____ in the classroom.
5. We go to school to _____.
6. The _____ has many books.

Q.2 Cross (*) out the wrong word :

1. The school has **many / one** rooms.
2. We play on the **playground / classroom**.
3. The **Principal / student** is the head of the school.
4. The **watchmen / librarian** keep guard at the school gate.
5. The **sweeper / driver** drives the school bus.

Q.3 Answer the following questions :

1. Name three things you learnt in school.

2. Who is the head of a school?

3. Who rings the school bell?

Q.4 Match the following :

- | A | B |
|--------------|----------------------|
| 1. Classroom | (a) Clean school |
| 2. Canteen | (b) Study |
| 3. Watchman | (c) Meals |
| 4. Sweeper | (d) Guard the school |

Good Manners and Good Habits

EVS (Lesson 15)

Q.1 Complete the sentences using these polite words :
(*thank you, sorry, please, I beg your pardon*)

- When I am hungry, I say "Mother, _____ give me food."
- When my friend gives me a gift, I say "_____."
- If by mistake, I have hurt someone, I say "_____."
- If I have not heard correctly or clearly, I say "_____."

Q.3 Fill in the blanks :

- We should get up _____ in the morning.
- Children learn good habits at _____ and in school.
- We should form a _____ while going for the assembly.
- We should _____ together.

Q.4 Cross (x) out the wrong words :

- We should wear **clean / dirty** uniform.
- We **should / should not** throw litter in the wastepaper basket.
- We should keep our school **clean / dirty**.
- We should be **kind / rude** to everyone.
- We should **help / hurt** our parents and elders.

Vehicles

EVS (Lesson 16)

Q.1 Dictation words :

- | | |
|--------------------------|-------------------------|
| 1. vehicles - _____ | 5. villages - _____ |
| 2. boats - _____ | 6. auto rickshaw- _____ |
| 3. bullock-carts - _____ | 7. travel - _____ |
| 4. another - _____ | 8. steamers - _____ |

Q.2 Fill in the blanks :

- All land vehicles move on _____.
- _____ travel is the fastest way to travel.
- Bullock-carts are used to travel in _____.
- _____ are used to cross rivers.

Q.3 Tick (✓) the correct and cross (✗) the wrong statements :

- Aeroplanes have wheels. []
- A tricycle has two wheels. []
- An autorickshaw has three wheels. []
- An aeroplane is use for land travel. []

Q.4 Name the following.

- Name the vehicles on land.

Ans: (i) _____ (ii) _____

- Name the vehicle on water.

Ans: (i) _____ (ii) _____

- Name the vehicles in the air.

Ans: (i) _____ (ii) _____

Safety First

EVS (Lesson 17)

Q.1 Dictation Words

- | | |
|-----------------------|----------------------|
| 1. Remember - _____ | 5. Carefully - _____ |
| 2. Zebra - _____ | 6. Footboard - _____ |
| 3. Crossing - _____ | 7. Litter - _____ |
| 4. Pedestrian - _____ | |

Q.2 Tick (✓) the correct and cross (✗) the wrong statements :

1. We should travel on the footboard of a bus. []
2. We should keep our head out of a moving vehicle. []
3. We should cross the road at the zebra crossing. []

Q.3 Answer the following :

1. Is it safe to play on the roads?

2. Where should you cross the road?

3. What can happen if you throw a banana skin on the road?

गमतीजमती

MARATHI (Lesson 15)


प्र.१ खालील प्रश्नांची उत्तरे एका शब्दांत लिहा.

१. नारळाच्या झाडावर कोणते फळ येईल? -----
२. आंब्याच्या झाडावर कोणती फळे दिसत आहेत? -----
३. चॉकलेट कोठे आहे? -----
४. चित्रात किती पक्षी आहेत? -----
५. आकाशात कोण कोण उडत आहे? -----
६. कासव उडू शकते का? -----
७. सायकल कोण चालवत आहे? -----

प्र.२ पुढील शब्दांचे इंग्रजी शब्द लिहा.

- | | | | | | |
|-------------|---|-------|-----------|---|-------|
| १. गमतीजमती | - | ----- | ४. कुत्रा | - | ----- |
| २. सायकल | - | ----- | ५. मुलगा | - | ----- |
| ३. बस | - | ----- | ६. कासव | - | ----- |

प्र.३ जोड्या जुळवा.



पक्षी	कासव	बस	नारळ
-------	------	----	------

ओळख फळांची

MARATHI (Lesson 16)

प्र.१ खालील प्रश्नांची उत्तरे लिहा.

१. कोणत्याही पाच फळझाडांची नावे लिहा.

२. फळांची नावे लिहा.

प्र.२ फळांच्या नावाला ○गोल करा.

१. वादळ	नारळ	पातळ	काजळ
२. आंबा	कांदा	खांदा	सांधा
३. समई	सनई	पपई	रजई

प्र.३ पुढील शब्दांसाठी इंग्रजी शब्द लिहा.

१. ओळख	- _____	४. नारळ	- _____
२. पपई	- _____	५. केळे	- _____

दे रे भाऊ, माझा खाऊ

MARATHI (Lesson 17)

प्र.१ खालील प्रश्नांची उत्तरे लिहा.

१. चित्रात कोणते पक्षी झाडावर बसले आहेत? -----
२. कोणता पक्षी उडत आहे? -----
३. कुकूचकू ss हा आवाज कोणत्या पक्ष्याचा आहे? -----
४. चित्रातील पक्षी आणि प्राणी काय मागत आहेत? -----
५. कवितेतील प्राणी आणि पक्षी कोणाजवळ खाऊ मागत आहेत? -----

प्र.२ खालील प्रश्नांची एका शब्दांत उत्तरे लिहा.

१. पोपट आवडीने काय खातो? -----
२. दूध कोण पिते? -----
३. गुटर s गूं s कोणता पक्षी करतो? -----
४. कोणता प्राणी आवरतो? -----

प्र.३ पुढील शब्दांसाठी इंग्रजी शब्द लिहा.

१. माझा	- _____	३. कबुतर	- _____
२. कावळा	- _____	४. पोपट	- _____

पक्ष्यांचे जग

MARATHI (Lesson 18)

प्र.१ पाठातील पक्ष्यांची नावे लिहा.

प्र.२ पक्षी व त्यांचा आवाज लिहा.

१. पोपट -----
२. मोर -----

३. बदक _____
 ४. कोकीळ _____
 ५. कोंबडा _____
 ६. कावळा _____
 ७. कबुतर _____
 ८. चिमणी _____

ओळख प्राण्यांची

MARATHI (Lesson 19)

प्र.१ प्राण्यांची नावे लिहा.

प्र.२ पुढील शब्दांसाठी इंग्रजी शब्द लिहा.

१. म्हैस - _____ ४. प्राणी - _____
 २. ओळख - _____ ५. वाघ - _____
 ३. मासा - _____ ६. कावस - _____

प्र.३ चित्रे पाहून नावे शोधा. नावाभोवती असे करा.



मा	सा	ज	गा	य
य	य	नु	घो	र
स	उं	ट	डा	ल
सा	प	प	श	वा
र	म	सिं	ह	घ



प्राण्यांचे जग

MARATHI (Lesson 20)

प्र.१ प्राणी व त्यांचे आवाज लिहा.





१. कुत्रा ------

३. शेळी ------

२. बेडूक ------

४. मांजर ------

प्र.२ चित्रे पाहा. आवाज व शब्द वाचा. जोडया जुळवा.

चित्र	आवाज	शब्द
	डराँव डराँव	कुत्रा
	भू भू	बेडूक
	म्याँव म्याँव	शेळी
	बें S बें S	मांजर