

Name: \_\_\_\_\_ ID : \_\_\_\_\_



# SARASWATI ENGLISH HIGH SCHOOL

Narpoli, Bhiwandi

## ASSIGNMENTS - 3

(SECOND UNIT)

**CLASS : 2<sup>nd</sup>**

SYLLABUS

### ENGLISH

- Mice
- Activity Time (Let's Play)
- Let's Speak
- Story Time : Nina's Dream
- Language Study (Action Words)
- Five Little Seeds
- Reading Time
- Writing Skill
- **Grammar** : These & Those, Verb, Singular & Plural's, Find Smaller words
- **Composition** : My Country, Farmer

### MATHEMATICS

- Comparing Numbers
- Neighbouring Numbers on each Side
- Ascending & Descending Order of Number
- Come Let's Make Numbers
- Cardinal Numbers Ordinal Numbers
- Reading Pictures
- A Special way to add by Carrying Over
- Stories of Addition

- Let's Untie A ten In order to Subtract

### GENERAL SCIENCE

- The work People Do
- Festivals of Different People
- National Festivals
- Travel and Transport
- Safety First
- Directions

### MARATHI

- आपला परिसर-१
- आपला परिसर-२
- खार
- माझे घर
- घरातील वस्तू
- ऐकूया, बोलया
- कोs कोs कोंबडा!
- योग्य काय ?

## Mice

ENGLISH (Lesson 3.1)

**Q.1 Form the shorter words form each of the following words :**

1. think : \_\_\_\_\_
2. white : \_\_\_\_\_
3. rather: \_\_\_\_\_
4. about : \_\_\_\_\_

**Q.2 Answer the following :**

1. What is the name of the poetess?

Ans: \_\_\_\_\_

2. How are the mice?

Ans: \_\_\_\_\_

3. When do the mice run in the house?

Ans: \_\_\_\_\_

4. Write the rhyming words from the poem.

Ans: \_\_\_\_\_

**Q.3 Match the following :***Column 'A'*

1. long
2. small
3. pink
4. white

*Column 'B'*

- (a) teeth
- (b) ears
- (c) faces
- (d) tails

## Activity Time

ENGLISH (Lesson 3.2)

**Q.1 Arrange the following words in alphabetical order :**

(mother, hen, axe, garden, clock, zebra, boy, peacock, school, king, temple, queen, dog, balloon, father)

- |          |           |           |
|----------|-----------|-----------|
| 1. _____ | 6. _____  | 11. _____ |
| 2. _____ | 7. _____  | 12. _____ |
| 3. _____ | 8. _____  | 13. _____ |
| 4. _____ | 9. _____  | 14. _____ |
| 5. _____ | 10. _____ | 15. _____ |

## Let's Speak

ENGLISH (Lesson 3.3)

**Q.1** Look at the pictures and fill in the blanks adding 'ing' to the words in the box :

(*paint, pull, watch, play, cook, do, sleep, work*)

1. The men are \_\_\_\_\_ in the kitchen.
2. The donkey is \_\_\_\_\_ the cart.
3. The tired children are \_\_\_\_\_.
4. Rita is \_\_\_\_\_ her homework.
5. The two girls are \_\_\_\_\_ badminton.



**Q.2** Work and workers. Choose one word from the box for the following :

(*pilot, poet, milkman, tailor, carpenter, juggler, magician, director*)

1. A person who makes furniture : \_\_\_\_\_
2. A person who stitches clothes : \_\_\_\_\_
3. A person who perform magic tricks : \_\_\_\_\_
4. A person who sells milk : \_\_\_\_\_
5. A person who flies an airplane : \_\_\_\_\_
6. A person who juggles objects : \_\_\_\_\_
7. A person who directs films and plays : \_\_\_\_\_
8. A person who writes poetry : \_\_\_\_\_

## Story time – Nina’s dream

ENGLISH (Lesson 3.4)

Q.1 Draw the lines to match the statements with the pictures :

Nina wanted  
to cross it.

Nina wanted  
to touch it.

Nina wanted  
to swim.

Nina wanted  
to fly.



Q.2 Find the opposite words of the following from the story :

1. far × \_\_\_\_\_

4. back × \_\_\_\_\_

2. younger × \_\_\_\_\_

5. False × \_\_\_\_\_

3. big × \_\_\_\_\_

6. sad × \_\_\_\_\_

## Language Study


ENGLISH (Lesson 3.5)

Q.1 Circle the action words in each row :


- |           |        |         |
|-----------|--------|---------|
| 1. bag    | happy  | walk    |
| 2. cup    | sing   | bread   |
| 3. bounce | glass  | look    |
| 4. draw   | pin    | black   |
| 5. jump   | circle | balloon |
| 6. ant    | drink  | catch   |

Q.2 Look at the pictures. Find and circle eight correct action words in the puzzle. Take the help of the list of words given below :

Help box : cook, fight, skip, paint, read, wash, sweep, knock



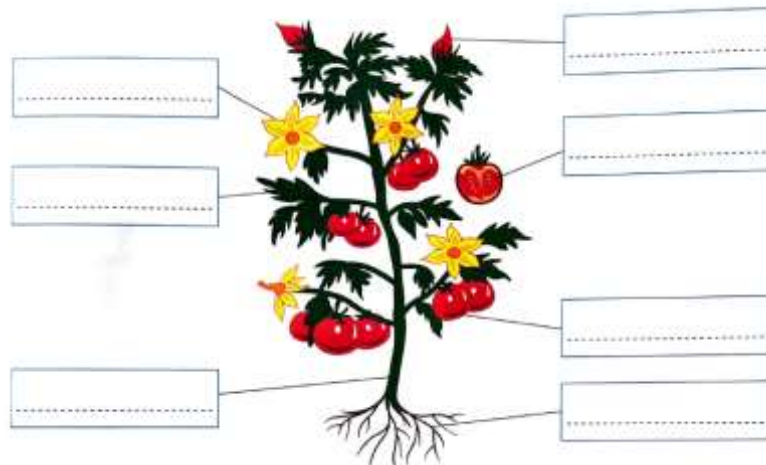
K	N	O	C	K	T	W
O	Q	R	O	N	O	A
S	T	U	O	P	Y	S
F	V	S	K	I	P	H
I	X	W	R	E	A	D
G	Y	E	N	M	I	Z
H	A	E	B	C	N	D
T	E	P	F	G	T	H



## Five Little Seeds

ENGLISH (Lesson 3.6)

Q.1 Look at the picture given below. Name the parts of a plant.



**Q.2 Answer the following :**

**Help Box : bud, leaf, flower, fruit, stem, root, seeds.**

1. How many seeds are there in the poem?

Ans: \_\_\_\_\_

2. Where are the seeds lying?

Ans: \_\_\_\_\_

3. What do the little plants bear?

Ans: \_\_\_\_\_

4. Write the rhyming words from the poem.

Ans: \_\_\_\_\_

**Let's Speak**

ENGLISH (Lesson 3.7)

**Q.1 Fill in the speech bubbles with the words said by the person. Choose words from the list given below :**

**please, congratulations, excuse me, best of luck**



\_\_\_\_\_



\_\_\_\_\_



# Reading Time

ENGLISH (Lesson 3.8)

## Q.1 Complete the following table :

<i>One</i>	<i>Many</i>	<i>One</i>	<i>Many</i>
1. chair	_____	5. clue	_____
2. table	_____	6. garden	_____
3. bed	_____	7. eye	_____
4. cupboard	_____	8. place	_____

## Q.2 Write 'Yes' or 'No' against the following statements :

1. Nani did lose her glasses very often. \_\_\_\_\_
2. The boy refuses to search for the glasses. \_\_\_\_\_
3. The boy looked everywhere for her glasses. \_\_\_\_\_
4. Nani had slept the whole day. \_\_\_\_\_
5. Nani was angry with the boy. \_\_\_\_\_
6. The boy finally found the glasses. \_\_\_\_\_

## Q.3 Answer the following questions :

1. What did Nani lose?

Ans: \_\_\_\_\_

2. Where did the boy search for the glasses?

Ans: \_\_\_\_\_

3. Where did the boy find the glasses?

Ans: \_\_\_\_\_

4. What did Nani do the whole day?

Ans: \_\_\_\_\_

# Grammar and Composition

ENGLISH

## Q.1 Underline the doing words in these sentences.

1. Mohan plays football.
2. Birds fly in the sky.
3. Ashok's father works in a factory.
4. Ducks swim in the lake.
5. My friends work in Agra.
6. The fruit taste sweet.
7. The hare sleep in the burrow.
8. The buses stop at this place.

## Q.2 Write plurals of the given word :

- |                   |                  |
|-------------------|------------------|
| 1. boat - _____   | 5. life - _____  |
| 2. house - _____  | 6. thief - _____ |
| 3. city - _____   | 7. dish - _____  |
| 4. family - _____ | 8. box - _____   |

## Q.3 Find small words of the following given words :

1. Everything - \_\_\_\_\_
2. Friendship - \_\_\_\_\_
3. Separated - \_\_\_\_\_
4. Together - \_\_\_\_\_
5. Think - \_\_\_\_\_

## Q.4 Fill in the blanks :

1. .... are my pens. (These)
2. .... are my family members. (These)



3. .... are my books. (These)
4. .... are dresses. (Those)
5. .... are my friends standing outside. (Those)

**Q.5 Write composition on :**

MY COUNTRY

---

---

---

---

---

---

---

---

---

---

FARMERS

---

---

---

---

---

---

---

---

---

---



## Comparing numbers

MATHEMATICS (Lesson 21)

Q.1 Circle the bigger (greater) number in each box :

22	9
----	---

9	15
---	----

4	5
---	---

5	4
---	---

Q.2 Circle the smaller number in each box :

5	7
---	---

3	8
---	---

6	7
---	---

10	3
----	---

Q.3 Insert the sign (>) or (<) between the numbers :

5		7
---	--	---

3		8
---	--	---

6		7
---	--	---

10		3
----	--	---

22		9
----	--	---

85		15
----	--	----

4		5
---	--	---

5		4
---	--	---

## Neighbouring Numbers on each side

MATHEMATICS (Lesson 22)

Q.1 Write the numbers which come just before and just after the given numbers :

	44	
--	----	--

	96	
--	----	--

	23	
--	----	--

	30	
--	----	--

	36	
--	----	--

	52	
--	----	--

	99	
--	----	--

	68	
--	----	--

## Ascending and Descending order of numbers

MATHEMATICS (Lesson 23)

Q.1 Write the following numbers in ascending and descending orders :

Given numbers	Ascending order	Descending order
11, 15, 12		
23, 32, 42		
46, 81, 9		
13, 18, 16, 11		

## Come, let's make numbers

MATHEMATICS (Lesson 24)

**Q.1 Write all the possible two-digit numbers formed by using the given digits. Write the smallest and the greatest of those numbers :**

8, 7	Numbers formed :	
	Greatest number :	Smallest Number :

5, 2	Numbers formed :	
	Greatest number :	Smallest Number :

4, 3, 9	Numbers formed :	
	Greatest number :	Smallest Number :

6, 0, 5	Numbers formed :	
	Greatest number :	Smallest Number :

## Cardinal numbers Ordinal numbers

MATHEMATICS (Lesson 25)

**Q.1 Look at the train of animals and tick (✓) the correct answers :**



1. In which place is the lion's wagon?	4 <sup>th</sup> <input type="checkbox"/> , 5 <sup>th</sup> <input type="checkbox"/>
2. In which wagon is the peacock?	1 <sup>st</sup> <input type="checkbox"/> , 3 <sup>rd</sup> <input type="checkbox"/>
3. Who is in the seventh wagon?	Camel <input type="checkbox"/> , Tiger <input type="checkbox"/>
4. Who is in the first wagon?	Mouse <input type="checkbox"/> , Rabbit <input type="checkbox"/>
5. In which place is the wagon that comes after the camel's wagon.	4 <sup>th</sup> <input type="checkbox"/> , 6 <sup>th</sup> <input type="checkbox"/>
6. In which place is the wagon that comes before the elephant's wagon?	7 <sup>th</sup> <input type="checkbox"/> , 5 <sup>th</sup> <input type="checkbox"/>

# Reading Pictures

MATHEMATICS (Lesson 26)

Q.1 Observe the pictures and answer the following questions :



1. How many vegetables / fruit carts are seen in the picture? \_\_\_\_\_
2. How many baskets are kept on the ground? \_\_\_\_\_
3. How many children are seen in front of the toy stall? \_\_\_\_\_
4. How many brinjals (egg plant) are seen in the basket? \_\_\_\_\_
5. Name any two fruits seen in the picture. \_\_\_\_\_

## A special way to add by carrying over

MATHEMATICS (Lesson 27)

Q.1 Add the given numbers by carrying over method :

T	U	T	U	T	U	T	U	T	U	T	U
3	6	3	2	4	7	6	8	4	4	3	8
+		+		+		+		+		+	
2	5	2	8		5	2	2	4	8	1	4
T	U	T	U	T	U	T	U	T	U	T	U
7	1	2	5	3	5	4	2	2	7	4	4
+		+		+		+		+		+	
1	9	3	7	2	9	1	9	3	4	2	7

## Stories of Addition - 2

MATHEMATICS (Lesson 28)

Q.1 Read the following problems and solve :

<p>(1) Sagar planted 29 mango and 37 tamarind saplings. How many saplings did he plant altogether?</p> <p>What is given? _____</p> <p>_____</p> <p>What is asked? _____</p> <p>_____</p> <p>What shall we do : _____</p>	Tens	Units	.
	_____	_____	
	_____	_____	

<p>(2) In a game of cricket, Vijay scored 52 runs and Joseph scored 29. How many runs did they score in all?</p> <p>What is given? _____</p> <p>_____</p> <p>What is asked? _____</p> <p>_____</p> <p>What shall we do : _____</p>	Tens	Units	.
	_____	_____	
	_____	_____	

## Let's untie a ten in order to subtract

MATHEMATICS (Lesson 29)

Q.1 Solve the following word problems :

<p>(1) If Sumeet has finished reading 39 of the 52 pages in the storybook, how many are remaining?</p> <p>What is given? _____</p> <p>_____</p> <p>What is asked? _____</p> <p>_____</p> <p>What shall we do : _____</p>	Tens	Units	.
	_____	_____	
	_____	_____	

<p>(2) Hasan collected 50 fruit seeds 25 of them are chickoo seeds. How many seed are of other fruits?</p> <p>What is given? _____</p> <p>_____</p> <p>What is asked? _____</p> <p>_____</p> <p>What shall we do : _____</p> <p>_____</p>	<table border="1" style="width: 100%; border-collapse: collapse; text-align: center;"> <tr> <td style="background-color: #ffffcc;">Tens</td> <td style="background-color: #ffffcc;">Units</td> <td style="font-size: 2em;">.</td> </tr> <tr> <td style="height: 20px;"> </td> <td style="height: 20px;"> </td> <td> </td> </tr> <tr> <td style="height: 20px;"> </td> <td style="height: 20px;"> </td> <td> </td> </tr> <tr> <td style="background-color: #ffffcc; height: 20px;"> </td> <td style="background-color: #ffffcc; height: 20px;"> </td> <td> </td> </tr> </table> <p>_____</p> <p>_____</p> <p>_____</p>	Tens	Units	.									
Tens	Units	.											

## The Work People do

E.V.S. (Lesson 12)

### Q.1 Write sentence on the occupation of each :

1. A cobbler : \_\_\_\_\_
2. A farmer : \_\_\_\_\_
3. A tailor : \_\_\_\_\_
4. A painter : \_\_\_\_\_

### Q.2 Tick (✓) the right and cross (✗) the wrong statements :

1. A tailor flies aeroplanes. \_\_\_\_\_
2. A plumber repairs leaking pipes. \_\_\_\_\_
3. A carpenter fits fans and lights. \_\_\_\_\_
4. A clerk works in a farm. \_\_\_\_\_

## Festivals of different people

E.V.S. (Lesson 13)

### Q.1 Answer the following :

1. Which festival is called the festival of colours?  
Ans: \_\_\_\_\_
2. Name the demon king whose effigy is burnt on Dassehra.  
Ans: \_\_\_\_\_
3. Name the boats used for racing during onam.  
Ans: \_\_\_\_\_
4. What are langars?  
Ans: \_\_\_\_\_



## National Festivals

E.V.S. (Lesson 14)

### Q.1 Answer the following :

1. What are the three colours of the National flag of India?

Ans: \_\_\_\_\_

\_\_\_\_\_

\_\_\_\_\_

2. When is Republic Day celebrated?

Ans: \_\_\_\_\_

\_\_\_\_\_

3. Who is known as the 'Father of Nation?'

Ans: \_\_\_\_\_

\_\_\_\_\_

## Travel and Transport

E.V.S. (Lesson 15)

### Q.1 Answer the following : Name any three for each of the following :

1. Vehicles drawn by animals.

(a) \_\_\_\_\_ (b) \_\_\_\_\_ (c) \_\_\_\_\_

2. Water transport :

(a) \_\_\_\_\_ (b) \_\_\_\_\_ (c) \_\_\_\_\_

3. Vehicles with two wheels.

(a) \_\_\_\_\_ (b) \_\_\_\_\_ (c) \_\_\_\_\_

### Q.2 Match the following.

#### Column 'A'

1. Goods train
2. Camel
3. Local train
4. Aeroplane

#### Column 'B'

- (a) carry people in very big cities
- (b) fly in the air
- (c) carries heavy loads
- (d) Ship of Desert

## Safety First

---

E.V.S. (Lesson 16)

### Q.1 Answer the following :

1. Why should we follow safety rules?

Ans: \_\_\_\_\_  
\_\_\_\_\_

2. What will happen if we touch loose wires?

Ans: \_\_\_\_\_  
\_\_\_\_\_

3. Whom should we inform if we get hurt?

Ans: \_\_\_\_\_  
\_\_\_\_\_

4. Who controls the traffic on the roads?

Ans: \_\_\_\_\_  
\_\_\_\_\_

### Q.2 Cross out (✖) the wrong words :

1. A **fireman** / **traffic policeman** controls the movement of traffic on the roads.
2. Playing on the road **is** / **is not** safe.
3. **Blades** / **Balls** are safe for children.
4. We should not switch on the fan with **wet** / **dry** hands.

## Directions

---

E.V.S. (Lesson 17)

### Q.1 Answer the following :

1. What common words would you use to direct your friend to locate something?

Ans: \_\_\_\_\_  
\_\_\_\_\_

2. Which are the four main directions?

Ans: \_\_\_\_\_  
\_\_\_\_\_

### Q.2 Fill in the blanks :

1. The Sun rises in the \_\_\_\_\_ and sets in the \_\_\_\_\_.



Now, imagine you are facing the sun at sunrise and name the following directions.

2. To your left will be the \_\_\_\_\_.
3. Behind you will be the \_\_\_\_\_.
4. To your right will be the \_\_\_\_\_.

## आपला परिसर-१

MARATHI (Lesson 15)

प्र.१ चित्रे पाहा. दुकानाची योग्य नावे लिहा.


प्र.२ पुढील शब्दांसाठीचे इंग्रजी शब्द लिहा.

- |               |         |                |         |
|---------------|---------|----------------|---------|
| १. किराणा माल | - _____ | ३. दुकान       | - _____ |
| २. विविध      | - _____ | ४. वस्तुभांडार | - _____ |

## आपला परिसर-२

MARATHI (Lesson 16)

प्र.१ चित्रे पाहा. जोड्या जुळवा.

		बसस्थानक
		रेल्वे स्थानक
		उद्यान

## खार

MARATHI (Lesson 17)

प्र.१ खालील प्रश्नांची उत्तरे एका शब्दांत लिहा.

१. खारीचे शेपूट कसे आहे? -----
२. खार कशी बसते? -----
३. ऐटदार कोण उभे राहते? -----
४. खारीचे डोळे कसे पाहतात? -----
५. कान कसे ऐकतात? -----
६. खार झाडावर कशी चढते? -----
७. खार झाडावर कशी चढते? -----

प्र.२ पुढील शब्दांथांचे इंग्रजी शब्द लिहा.

- |                  |                   |
|------------------|-------------------|
| ३. खार - -----   | ४. ऐटदार - -----  |
| ४. सुंदर - ----- | ५. पळणे - -----   |
| ५. झटपट - -----  | ६. डोलदार - ----- |

प्र. ३ जोड्या जुळवा.

‘अ’ गट

१. डोळे बघती
२. कान ऐकती
३. पळत जाई
४. चढत जाई
५. पसार होई

‘ब’ गट

- अ) खुटखुट
- ब) झरझर
- क) झटपट
- ड) लुकलुक
- ई) भरभर

## माझे घर

MARATHI (Lesson 18)

प्र.१ खालील प्रश्नांची उत्तरे एका शब्दांत लिहा.

१. पेपर कोण वाचत आहे?  
-----
२. टी.व्ही कोण पाहत आहेत?  
-----
३. सौरबंबाचा वापर कशासाठी केला जातो?  
-----
४. स्वयंपाक घरातील पाच वस्तुंची नावे सांगा?  
-----

प्र. २ जोडया जुळवा.

‘अ’ गट

१. स्वयंपाकघर
२. न्हाणीघर (बाथरूम)
३. बैठकीची खोली
४. सौर बंब
५. गच्ची

‘ब’ गट

- अ) न्हाणीघर (बाथरूम)
- ब) बैठकीची खोली
- क) सौर बंब
- ड) गच्ची
- ई) स्वयंपाकघर

## घरातील वस्तू

MARATHI (Lesson 19)

प्र.१ खालील प्रश्नांची उत्तरे एका शब्दांत लिहा.

१. पुऱ्या कशात तळतात ? -----
२. चहा कशाने गाळतात ? -----
३. चहा कशातून पितात ? -----
४. बातम्या कशावर पाहतात ? -----
५. पाणी थंड होण्यासाठी कोठे ठेवतात ? -----

प्र.२ पुढील शब्दांथांचे इंग्रजी शब्द लिहा.

- |           |   |       |           |   |       |
|-----------|---|-------|-----------|---|-------|
| १. कढई    | - | ----- | ४. विळी   | - | ----- |
| २. सांडशी | - | ----- | ५. तवा    | - | ----- |
| ३. गाळणी  | - | ----- | ६. मोबाइल | - | ----- |

## ऐकूया, बोलया

MARATHI (Lesson 20)

प्र.१ पुढील शब्दांथांचे इंग्रजी शब्द लिहा.

- |           |   |       |            |   |       |
|-----------|---|-------|------------|---|-------|
| १. ऐकूया  | - | ----- | ४. आजी     | - | ----- |
| २. बोलूया | - | ----- | ५. खूप     | - | ----- |
| ३. आजी    | - | ----- | ६. चालू कर | - | ----- |

प्र.२ चित्रे पाहा. जोडया जुळवा.  
चित्रे

वाक्ये

आजीने फ्रीजमध्ये दूध ठेवले.



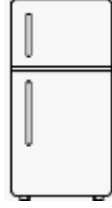
आईने वॉशिंग मशीनमध्ये कपडे धुतले.



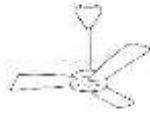
दादा संगणकावर चित्रे काढतो.



कविताने टीव्हीवर सिंह पाहिला.



खूप लोक मोबाइलचा वापर करतात.



वीजबचतीसाठी सौर बंबाचा वापर  
करतात.



ताई, पंखा चालू कर.



## कोस कोस कोंबडा!

MARATHI (Lesson 21)

प्र.१ खालील प्रश्नांची उत्तरे लिहा.

१. कोंबडयाचा रंग कोणता आहे?

-----

२. कोंबडा कसा ओरडतो?

-----

३. चिमणी काय खाते?

-----

४. काळा नि सावळा कोणाचा रंग आहे?

-----

५. कैरी कोण खातो?

-----

६. पोपट कसा बोलतो?

-----

प्र.२ कोण कसे बोलते? योग्य ठिकाणी  करा.

१. कोंबडा → कोस कोस  कुई कुई

२. चिमणी → चींस चींस  चिव चिव

३. कावळा → डराँव डराँव  काव काव

४. पोपट → मिटू मिटू  पो पो

प्र.३ पुढील शब्दांसाठी इंग्रजी शब्द लिहा.

१. कंठ - \_\_\_\_\_ ४. चोच - \_\_\_\_\_

२. दाणे - \_\_\_\_\_ ५. तांबडा - \_\_\_\_\_

३. भोळा - \_\_\_\_\_ ६. चिमणी - \_\_\_\_\_

## योग्य काय ?

MARATHI (Lesson 22)

प्र.१ चित्रे पाहा. योग्य चित्राखालील चौकोन हिरव्या रंगाने रंगवा. अयोग्य चित्राखालील चौकोन लाल रंगाने रंगवा.



जेवताना फक्त जेवणाकडे लक्ष देणे.



टी.व्ही. बघत जेवणे





जेवणासाठी स्वच्छ ताट वापरणे.



ताटात अन्न टाकणे.

प्र.२ पुढील शब्दांसाठी इंग्रजी शब्द लिहा.

१. योग्य काय? - \_\_\_\_\_

२. दोघी - \_\_\_\_\_

३. धूर - \_\_\_\_\_

४. कुंडी - \_\_\_\_\_

५. रस्ता - \_\_\_\_\_

६. बोलणे - \_\_\_\_\_